

**GTV**

**EGYPTWOOD**<sup>®</sup>  
INNOVATION EXPERTS

# Furniture Accessories



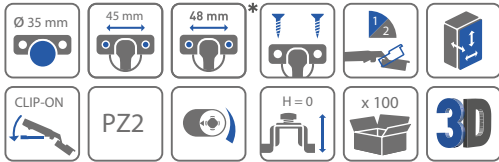
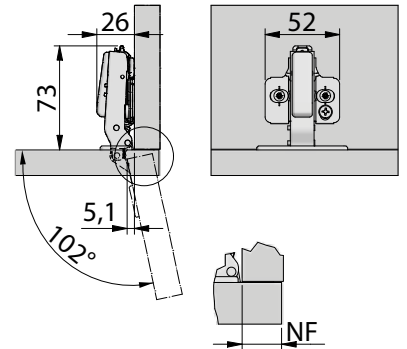
Hydraulic cup hinge with eccentric adjustment, overlay door

# SILENTO PRO



ZM-HCSL09-3D  
 Product compatible with SILENTO PRO  
 hinge components on p. 61

ZM-HCSL09-3DBEO  
 ZM-HCSL09-3DBEO-20  
 product available in a set with a  
 mounting plate



ZM-HCSL09-3D		—			
ZM-HCSL09-3DBEO	H = 0	x4	—	nickel	steel
ZM-HCSL09-3DBEO-20		—		black	

\*Available for special orders /

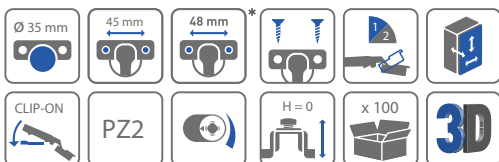
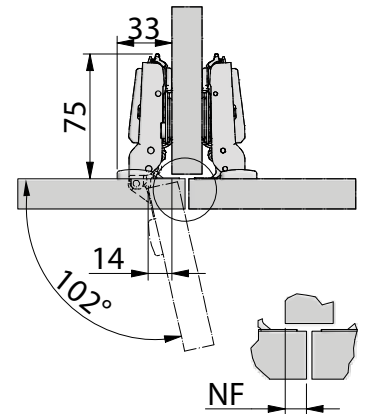
Hydraulic cup hinge with eccentric adjustment, twin overlay door

# SILENTO PRO



ZM-HCSL08-3D  
 Product compatible with SILENTO PRO  
 hinge components on p. 61

ZM-HCSL08-3DBEO  
 ZM-HCSL08-3DBEO-20  
 product available in a set with a  
 mounting plate



ZM-HCSL08-3D		—			
ZM-HCSL08-3DBEO	H = 0	x4	—	nickel	steel
ZM-HCSL08-3DBEO-20		—		black	

\*Available for special orders /

Elements for hinges

# SILENTO PRO

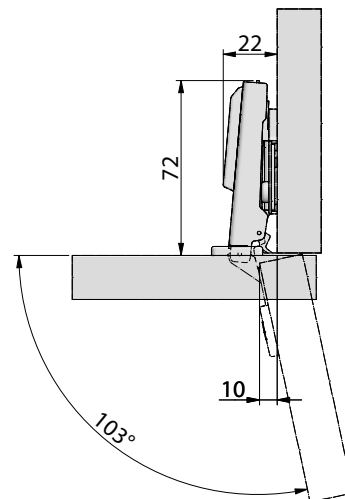


ZM-COVERHCSL-SET  
Cover caps - set

ZM-COVERHCSL-SET	H = 0	-	x1000	nicke	steel

Hydraulic cup hinge, overlay door

# SOLID PLUS



		*			

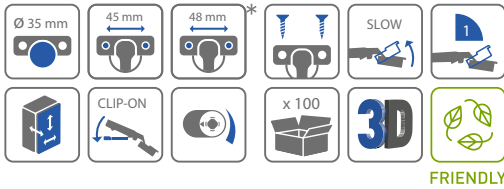
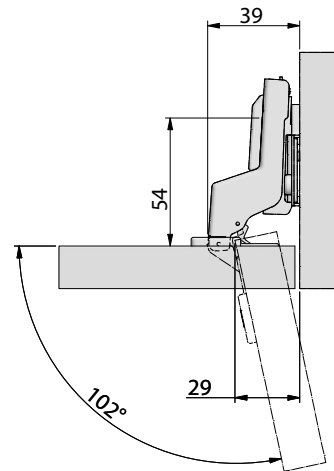

FRIENDLY

ZM-DHC09-3DBE0	H = 0	-	-	nickel	steel

\*Available for special orders /

Hydraulic cup hinge, inset door

# SOLID PLUS

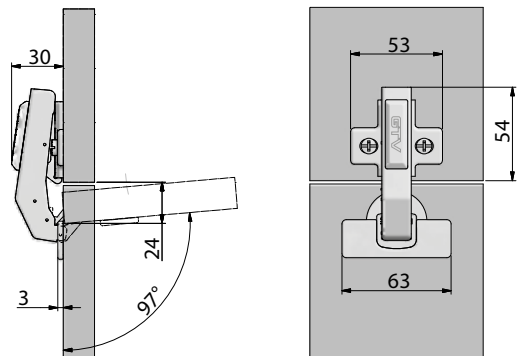


ZM-DCHC07-3DBEO	H = 0	—	—	nickel	steel

\*Available for special orders

Parallel hydraulic hinge

# HCKT



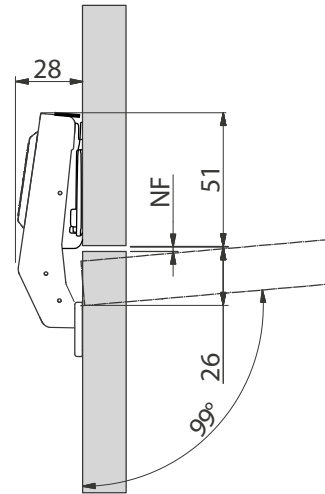
ZM-HCKT90-BE-S	H = 0	x 4	—	nickel	steel

\*Available for special orders



Parallel hinge with eccentric adjustment

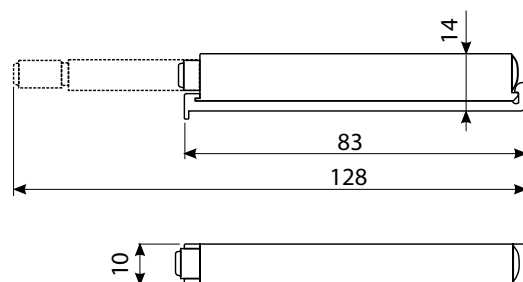
# HCKT



ZM-HCKT90-3DBEO-S	H = 0	x 4	—	nickel	steel

\*Available for special orders

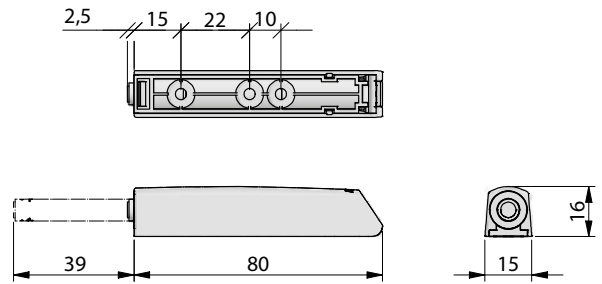
Bumper with adapter AM-PL



AM-PL-DL-MAG	magnetic tip	gray	min. 2,5	plastic

Bumper, long, with adapter

# SALTO NOVA

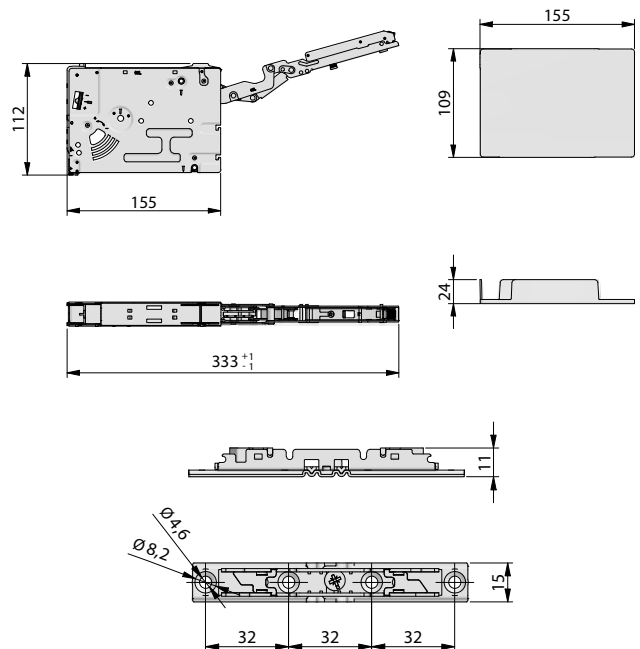


AM-SVN-DL-GM-20	magnetic tip	black	min. 2,5	plastic

Lift

# HORIZON

soft close

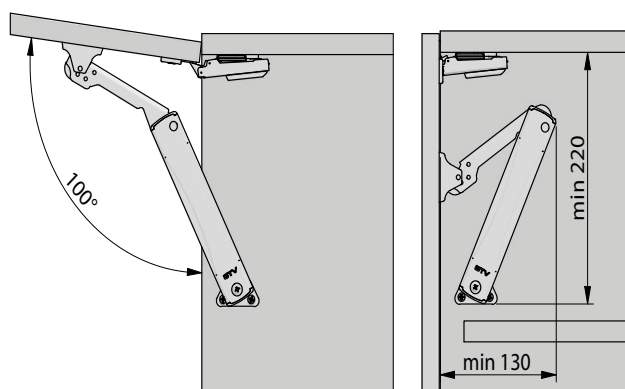


		Approximate front height		Power Factor F		
PD-H-MEDIUM-80	MEDIUM	300 – 650 mm	2,8-7 kg	1100-2250	anthracite	steel + plastic
PD-H-STRONG-20	STRONG	350 – 650 mm	4,5-10 kg	2000-4050	black	



Lift

# MINILIFT NEW



	i	Front dimensions		Front weight	Recommended number of lifts	🐞	📦
		Height	Width				
PD-MINILIFTNEW-LIGHT	LIGHT	300-400 mm	500-800 mm	2-3 kg	1	chrome	steel,
PD-MINILIFTNEW-LIGHT-20		300-400 mm	500-1000 mm	3,1-4 kg	2	black	
PD-MINILIFTNEW-MEDIUM	MEDIUM	300-450 mm	500-1000 mm	3,5-4,5 kg	1	chrome	
PD-MINILIFTNEW-MEDIUM-20		300-450 mm	500-1200 mm	5,5-7,5 kg	2	black	
PD-MINILIFTNEW-STRONG-20	STRONG	380-550 mm	500-1200 mm	6,5-10 kg	2	black	

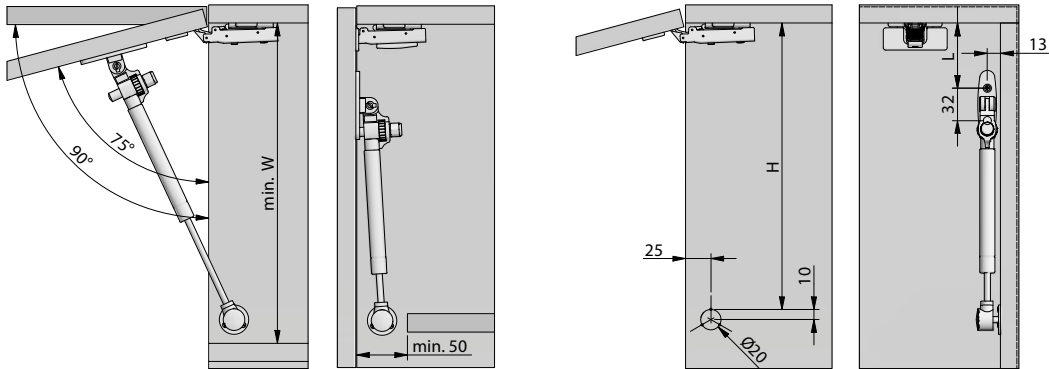




Gas stay with buffer, adjustable



PD-GAM100-N10	100 N	white	steel + plastic	
PD-GAM080-N60	80 N	ant hraci,		
PD-GAM100-N60	100 N			



Door opening angle,	H (mm)	L (mm)	W (mm)
75°	295	64	330
90°	275	52	315

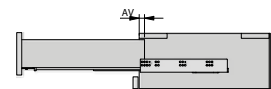
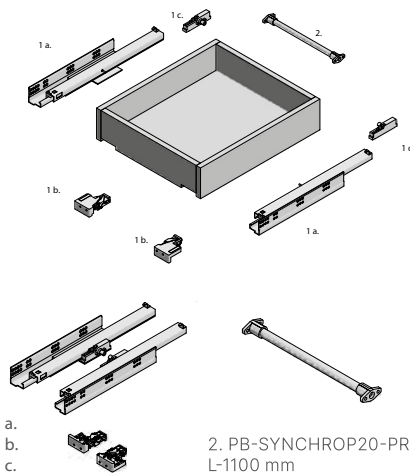
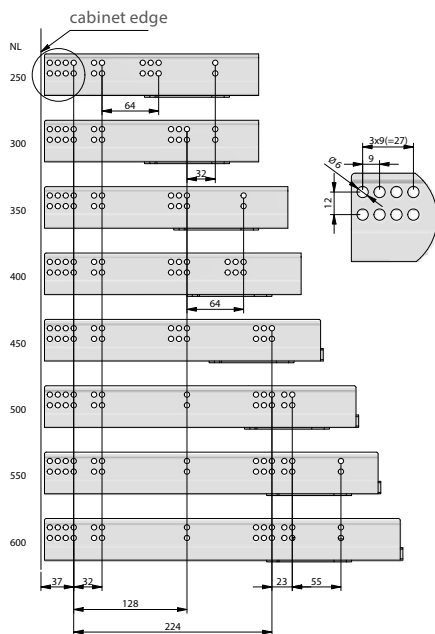
Door opening angle,	Lift force,	Door height (mm) /			
		300	400	500	600
75 	Door weight (kg) /				
	50 N	1,6	1,2	1,0	0,8
	60 N	2,0	1,5	1,2	1,0
	80 N	2,7	2,0	1,6	1,4
	100 N	3,4	2,6	2,0	1,7
	120 N	4,1	3,1	2,5	2,0
90 	150 N	4,7	3,5	2,9	2,4
	50 N	1,5	1,1	0,9	0,7
	60 N	1,8	1,3	1,1	0,9
	80 N	2,4	1,8	1,4	1,2
	100 N	3,0	2,2	1,8	1,5
	120 N	3,6	2,7	2,1	1,8
	150 N	4,1	3,2	2,3	2,1



Undermount drawer slide

# MODERN SLIDE PRO

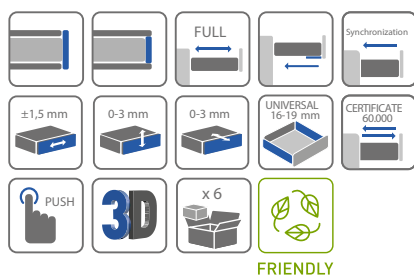
push to open



NL = nominal slide length

AV = extension loss

Mounting information: for proper drawer operation, the width of the drawer can not exceed the nominal slide length.

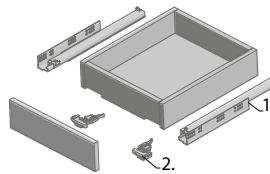
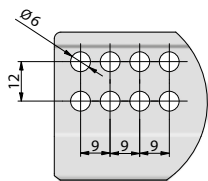
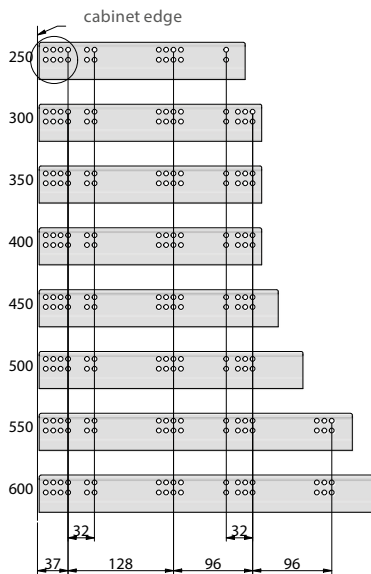


	L mm	AV mm	KG J		
PB-3D0FPO18-250-PRO	250	5	35	galvanized	steel
PB-3D0FPO18-300-PRO	300	-			
PB-3D0FPO18-350-PRO	350	-			
PB-3D0FPO18-400-PRO	400	-			
PB-3D0FPO18-450-PRO	450	-			
PB-3D0FPO18-500-PRO	500	-			
PB-3D0FPO18-550-PRO	550	-			
PB-3D0FPO18-600-PRO	600	-			
PB-SYNCHROP20-PRO	1100	-			
PB-SYNCHROP20-PRO-MOC*	-	-			plastic

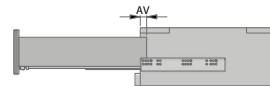
\*Not included in the set

Undermount drawer slide

# MODERN SLIDE PRO



1. drawer slide L/R
2. locking device L/R + screws



NL = nominal slide length

AV = extension loss

Mounting information: for proper drawer operation, the width of the drawer can not exceed the nominal slide length.

	L mm	AV mm	kg		
PB-3D0SHX18-250-PRO	250	30	35	galvanized	steel
PB-3D0SHX18-300-PRO	300	30			
PB-3D0SHX18-350-PRO	350	30			
PB-3D0SHX18-400-PRO	400	30			
PB-3D0SHX18-450-PRO	450	30			
PB-3D0SHX18-500-PRO	500	30			
PB-3D0SHX18-550-PRO	550	30			
PB-3D0SHX18-600-PRO	600	3-			



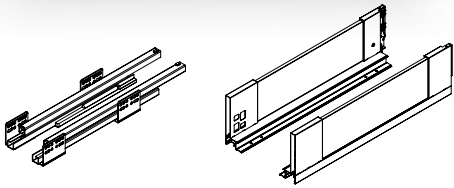




Medium drawer set B

# AXIS PRO

soft close with glass sides

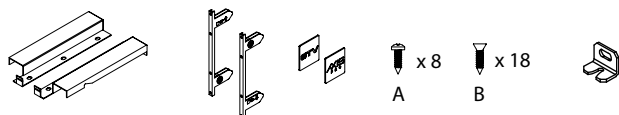
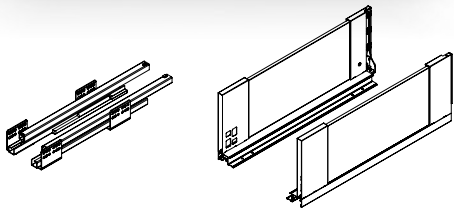


	 mm	
PB-AXISPRO-GLASS-KPL500B	500	ant hracite

High drawer set C

# AXIS PRO

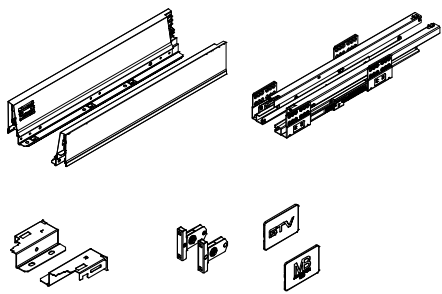
soft close with glass sides






	 mm	
PB-AXISPRO-GLASS-KPL500C	500	ant hracite

Low drawer set A

# MODERN BOX PRO



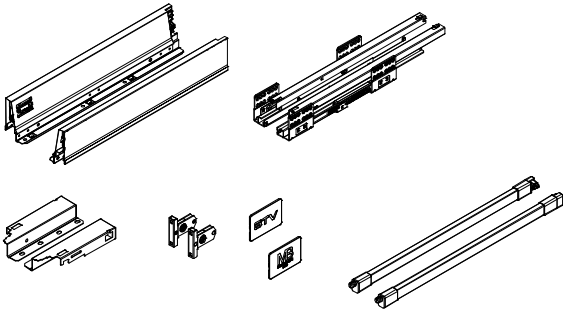
		
PB-MBPRO-KPL500A	500	ant hracite






Medium drawer set B

# MODERN BOX PRO

## H135



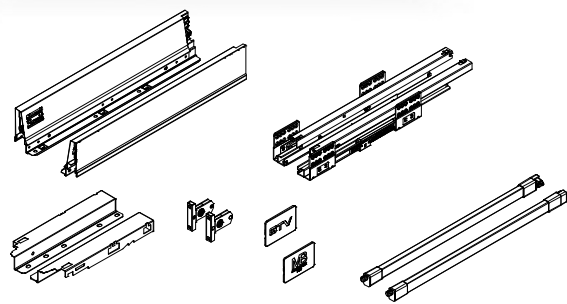
		
PB-MBPRO-KPL500B	500	ant hracite







High drawer set C

# MODERN BOX PRO

## H199



		
PB-MBPRO-KPL500C	500	ant hracite



Rotating racks




# ELITE






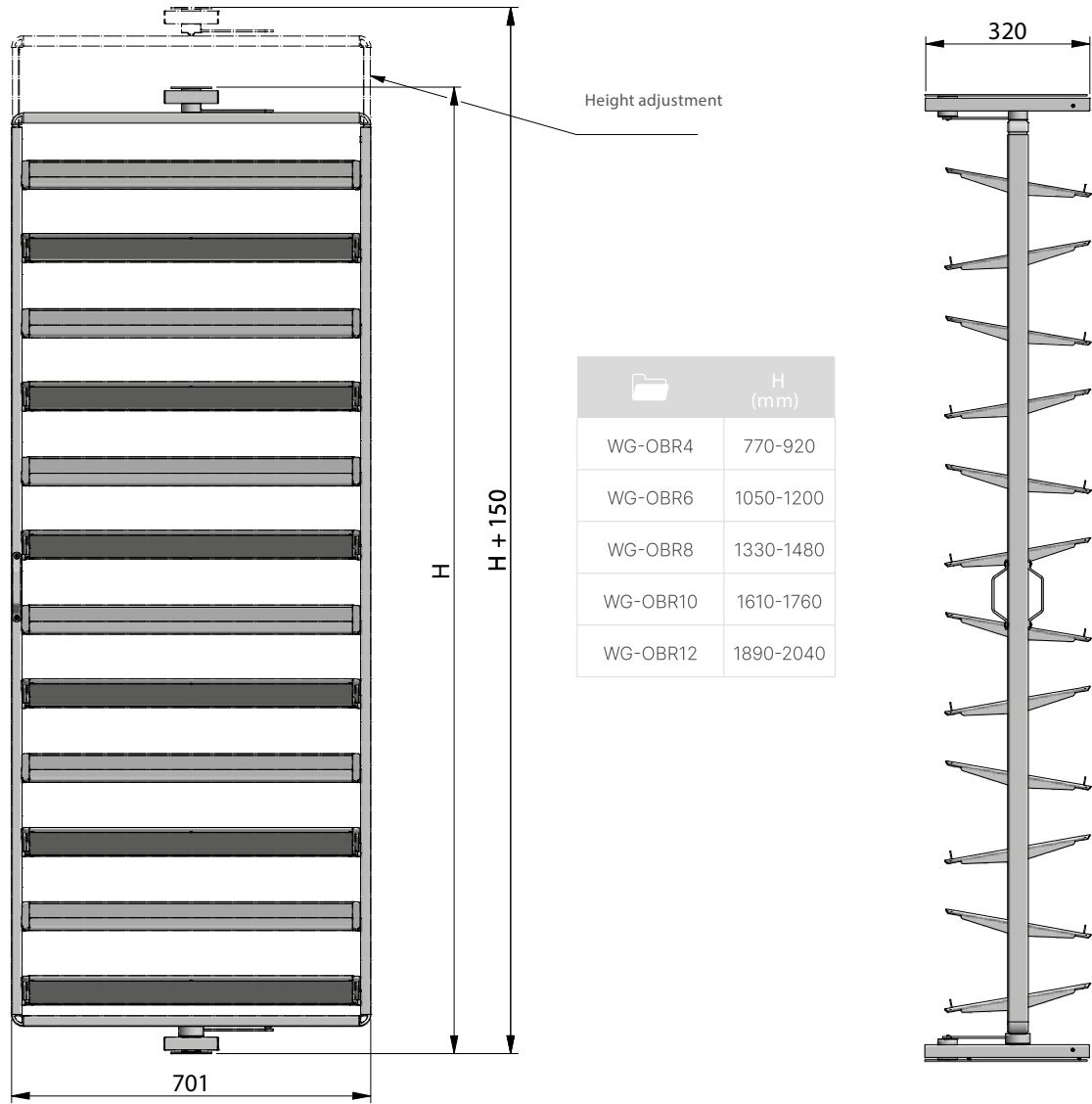
WG-OBR12-10  
 WG-OBR12-60  
 WG-OBR12-20



WG-OBR10-10  
 WG-OBR10-60  
 WG-OBR10-20

	Available number of shelves [pcs]			Height adjustment
WG-OBR12-10	12	white	steel + plastic + aluminium	1890-2040
WG-OBR12-60		anthracite		
WG-OBR12-20		black		

	Available number of shelves [pcs]			Height adjustment
WG-OBR10-10	10	white	steel + plastic + aluminium	1610-1760
WG-OBR10-60		anthracite		
WG-OBR10-20		black		








WG-OBR8-10  
 WG-OBR8-60  
 WG-OBR8-20









WG-OBR6-10  
 WG-OBR6-60  
 WG-OBR6-20



WG-OBR4-10  
 WG-OBR4-60  
 WG-OBR4-20

	Available number of shelves [pcs]			Height adjustment
WG-OBR8-10	8	white	steel + plastic + aluminium	1330-1480
WG-OBR8-60		anthracite		
WG-OBR8-20		black/		

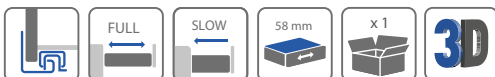
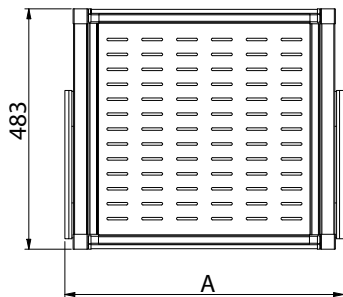


	Available number of shelves [pcs]			Height adjustment
WG-OBR6-10	6	white	steel + plastic + aluminium	1050-1200
WG-OBR6-60		anthracite		
WG-OBR6-20		black		



	Available number of shelves [pcs]			Height adjustment
WG-OBR4-10	4	white	steel + plastic + aluminium	770-920
WG-OBR4-60		anthracite		
WG-OBR4-20		black		



Metal basket

# ELITE

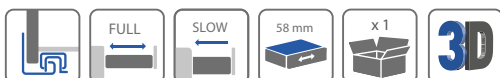
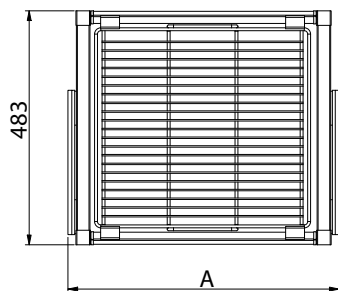



	A / min./ max.		
WG-KOSZM60-60	560 – 618	anthracite	steel + plastic



Openwork basket

# ELITE

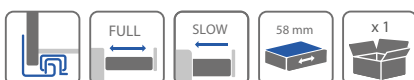
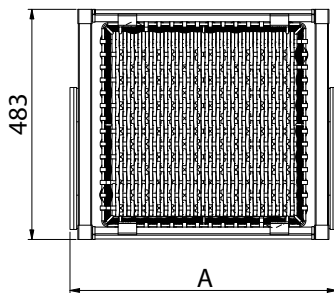
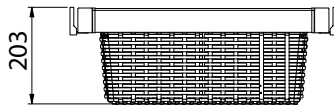




	A / min./ max.		
WG-KOSZ60-60	560 – 618	anthracite	steel + plastic



Rattan basket

# ELITE

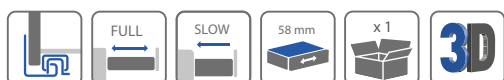
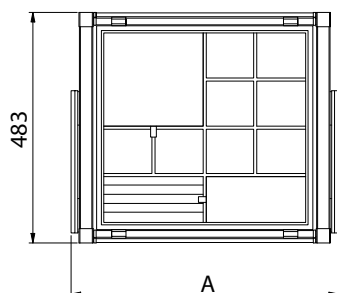
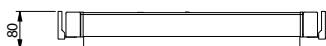


	A / min./ max.		
WG-KOSZR60-60	560 - 618	anthracite	steel + plastic



Organiser

# ELITE



	A / min./ max.		
WG-PRZEG60-60-A	560 – 618	anthracite	steel + plastic



Leather wardrobe

# ELITE



Pants drawer, leather

	 mm	
WG-WSPOD-S-90-31	860-918	grey-brown






Jewellery organizer drawer

	 mm	
WG-PRZEG-S-90-31	860-918	grey-brown



Laundry basket drawer

	 mm	
WG-KOSZ-S-90-31	860-918	grey-brown



Underwear organizer drawer

	 mm	
WG-KOSZ-S-90-31	860-918	grey-brown






Shoe basket drawer

	 mm	
WG-POBUW-S-90-31	860-918	grey-brown








Pull-out hanger, top-mounted

	 mm	
WG-WSG500-S-31	500	grey-brown






Pull-out hanger, side-mounted

	 mm	
WG-WSB500-S-31	500	grey-brown







Pull-out pants hanger, top-mounted

	 mm	
WG-WSGD500-S-31	500	grey-brown



TALL CARGO  
UNIT

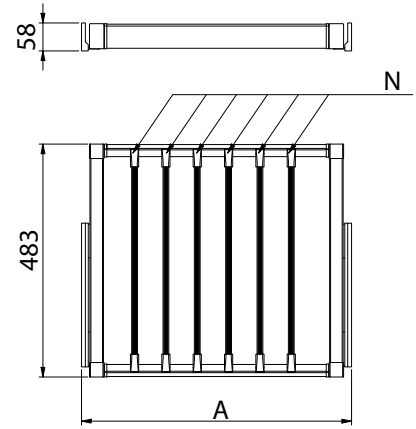


	INFO		 mm	LxWxH  mm
KO-450-H-60	Product: soft-close slide, height adjustable. Material: Flat wire with wooden board Weight max: 80 kg	anthracite	450 mm	530×365×(1320-1590)
KO-600-H-60	Product: soft-close slide, height adjustable. Material: Flat wire with wooden board Weight max: 80 kg		600 mm	530×515×(1320-1590)

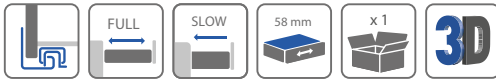


## Wardrobe trouser rack

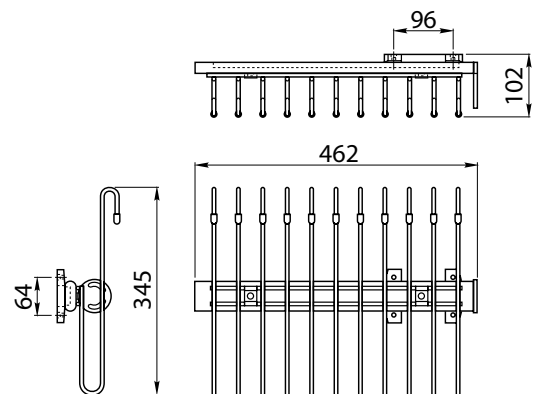
# ELITE





anthracite	A / min./ max.	N	
WG-WSP0D60-60	560 – 618	6	aluminium + plastic,

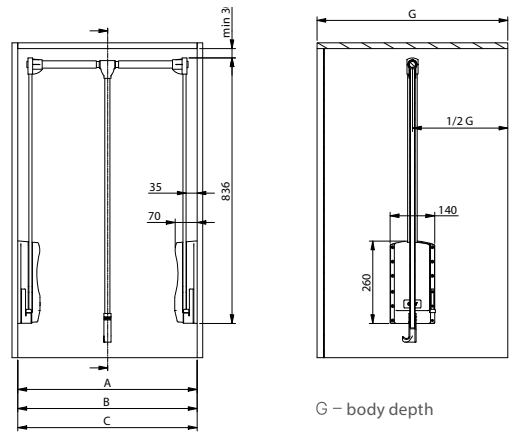


## Wardrobe pull-out trouser rack

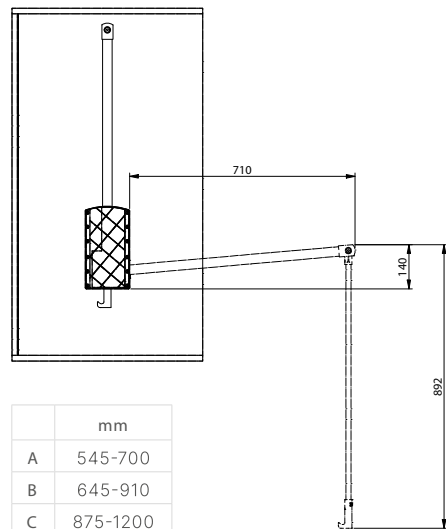


			
WW-WSP00-01	partial	chrome, aluminium, black	steel, aluminium, plastic;

Pull-down wardrobe rail – oil



G – body depth



	mm
A	545-700
B	645-910
C	875-1200



Folder icon	mm icon	Number icon	Color icon	Material icon
PG-ST6083-60	645 – 910	8	anthracite	steel

Trash bin

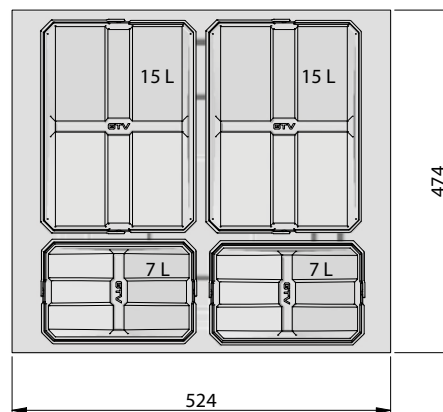
# AXISPACE

Available in two capacities: 7 L and 15 L.



Colours that make sorting easier.

Made of a material containing graphene with antibacterial and antifungal properties.



PB-AS-600-1X15L-2X7L



600



1 × 15 L, 2 × 7 L



anthracite

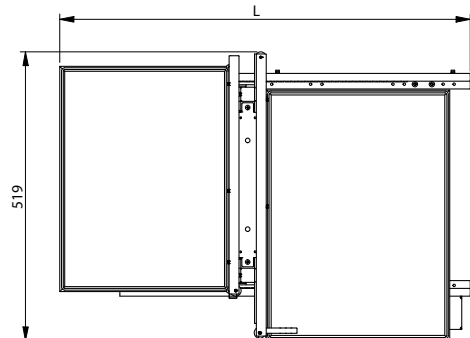
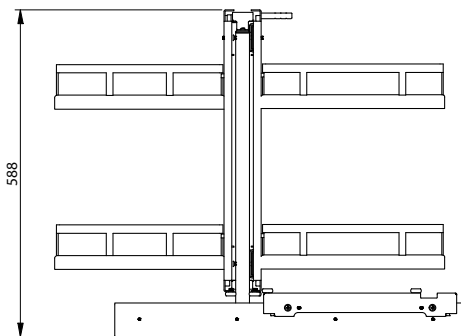


plastic with graphene particles

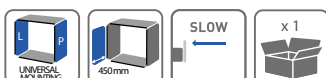





Corner 450/500

# MOVIX PRO



Cargo	L (mm)
450	737
500	837

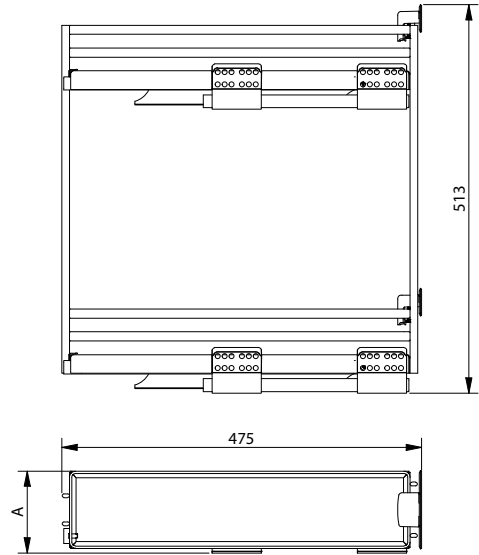







			
KO-WMC450-60	450	anthracite	steel



Side cargo

## MOVIX PRO



	 mm	A			
KO-150BO-60	150	108	galvanized	anthracite	steel
KO-200BO-60	200	145			
KO-200BO-01	200	145		chrome + anthracite mat	

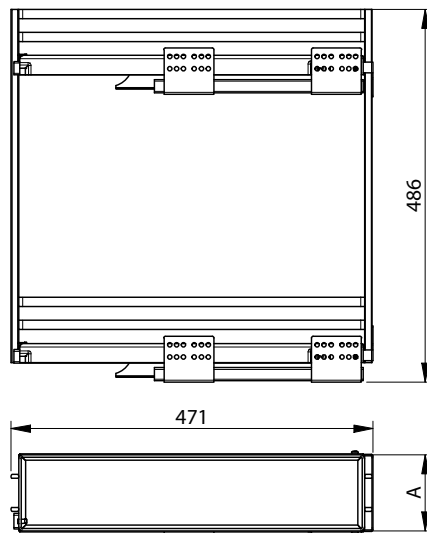







\* Product does not include slides. Complementary products: PB-KO450BO-L1 and PB-KO450BO-R1 slides with soft close.



Side cargo

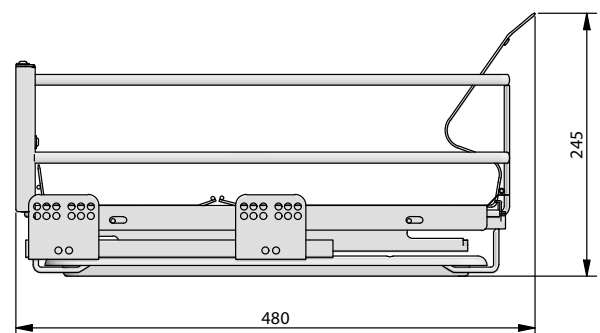
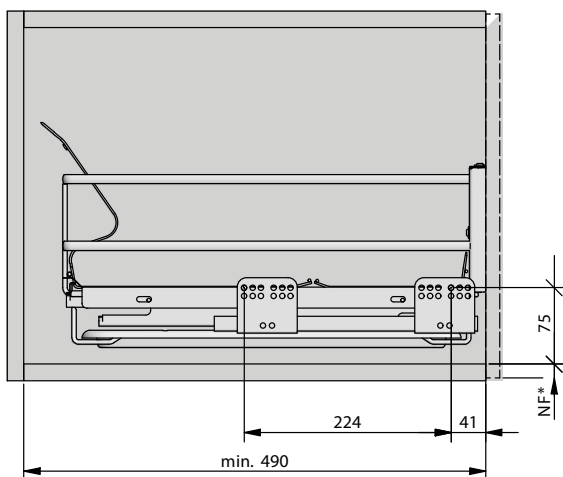
## MOVIX PRO



	 mm	A			
KO-300BO-01	300	232	galvanized	chrome + anthracite mat	steel

\* Product does not include slides. Complementary products: PB-KO450BO slides with soft close.

# Dish drawer / MOVIX



			
PB-OC450BO*	Drawer slide for MOVIX dish	galvanized	steel

\* Related product, not included with the dish drainer set.



		
OC-SZD900-60	anthracite	steel

## LOFT set



Roller – 2 pcs, slide – 1 pc, track 2 m, distance sleeve – 5 pcs, bumper 2 pcs, stopper preventing door from falling out – 2 pcs, soft closing damper – 2 pcs, activator – 2 pcs, screw set

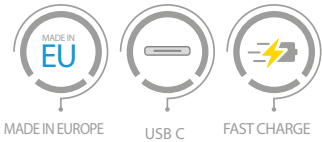
A-SN-LOFT-200-20MN	100	galvanized	steel, plastic	1

Recommended loft-style handle- UZ-STEP-160-20M



Recessed power socket

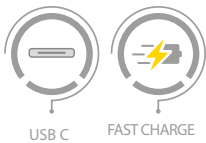
# TOWER



INFO	X			
AE-GMW1STOW-20	USB-A + USB-C 20W, 18W fast charge max 3500W / max 16A	schuko	black	plastic, aluminium 950 g

Recessed power socket

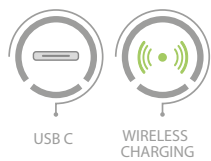
# PRESTINO



INFO	X			
AE-PB2FPRES-20	USB-A + USB-C DC5V 3A (max 15,0W) DC9V 2A (MAX. 18,0W) DC12V 1.5A (MAX. 18,0W)	2 x french	black	plastic, aluminium

Recessed power socket

# CHARGER PLUS



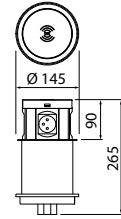
INFO	X			
AE-BPW1SACP-20	USB A+C 5V/2,4A interchangeable: USB A, HDMI, RJ45	1 x schuko	black	plastic

Recessed power socket

# COMFORT PLUS



WIRELESS CHARGING



	INFO	X		
AE-BPW4S120P-20	2xUSB 5V/3,1A 2xRJ45	4 x schuko	black	plastic

Recessed power socket

# CAMINO



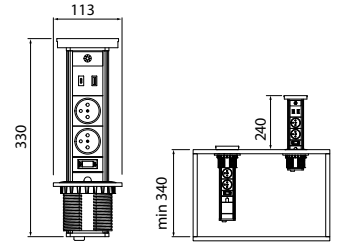
WIRELESS CHARGING



FAST CHARGE



USB C



	INFO	X		
AE-BPW2FCAM-20	USB-A + USB-C DC5V 3A (max 15,0W) DC9V 2A (MAX. 18,0W) DC12V 1.5A (MAX. 18,0W)	2 x french	black	aluminium, plastic

Recessed power socket

# AVARO PLUS



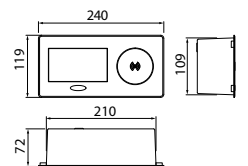
WIRELESS CHARGING



FAST CHARGE



USB C

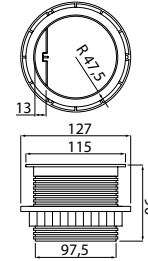


	INFO	X		
AE-PB1SAVAP-20	USB-A + USB-C DC5V 3A (max 15,0W) DC9V 2A (MAX. 18,0W) DC12V 1.5A (MAX. 18,0W)	1 x schuko	black	aluminium, plastic



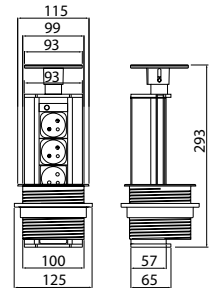
Recessed power socket

# CHARGER



AE-BPW1S2UCH-80	1 x schuko	silver	plastic

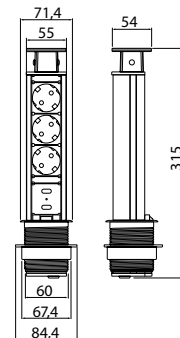
Мебельный удлинитель врезной круглый ø 100



AE-BPW3GU-20	100	3 x french	black	aluminium

Round recessed power socket ø 60

360°



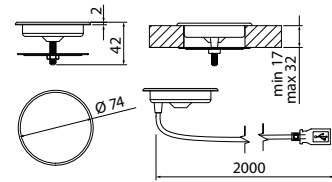
AE-BPW3S60-20	60	3 x schuko	black	aluminium

Inductive charger with a power supply

# LUX



WIRELESS  
CHARGING



AE-ZLADLUX-40	chrome	plastic



**GTV**

**EGYPTWOOD®**  
INNOVATION EXPERTS

Address:  
Ibrahim Al-Orabi Axis,  
Gesr Elsuez, ElSalam, Cairo  
Egypt

Website:  
[www.egyptwood.com](http://www.egyptwood.com)

Email:  
[info@egyptwood.com](mailto:info@egyptwood.com)

Phone:  
00201080128090

